


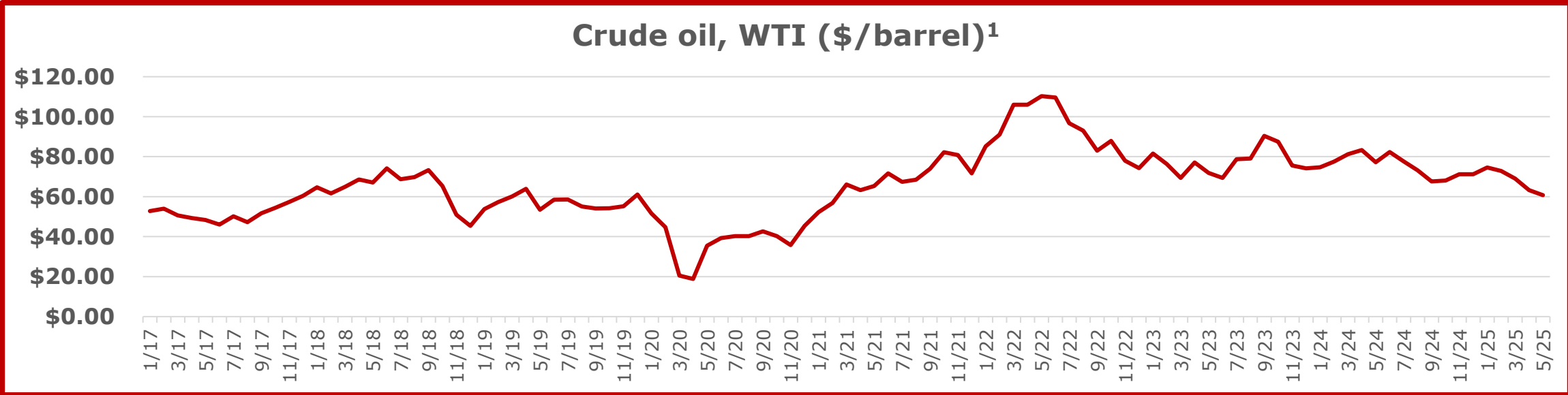
**Barentz.**  
Always a better solution.

# Commodities Report

May 2025

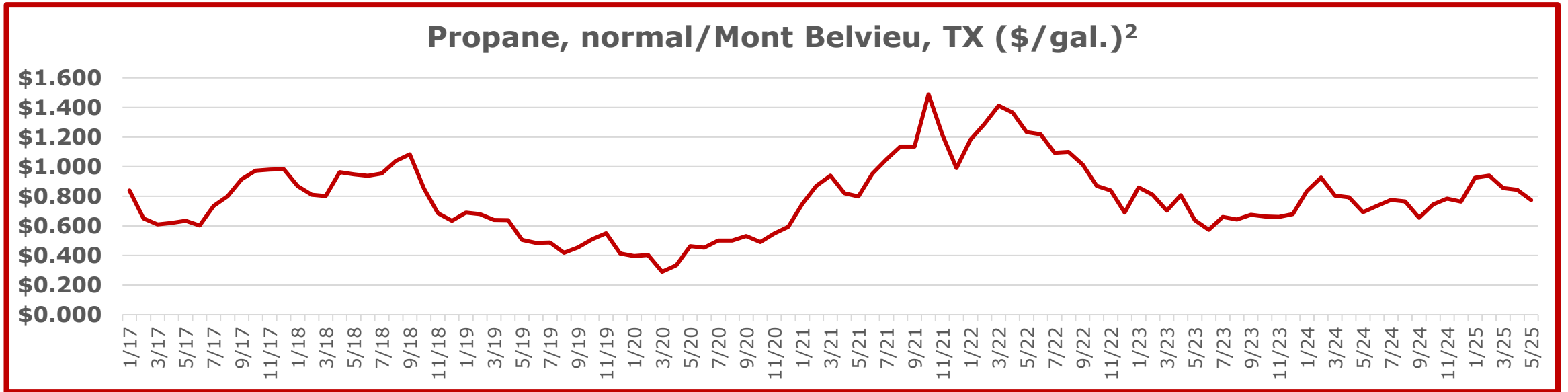


# Crude Oil



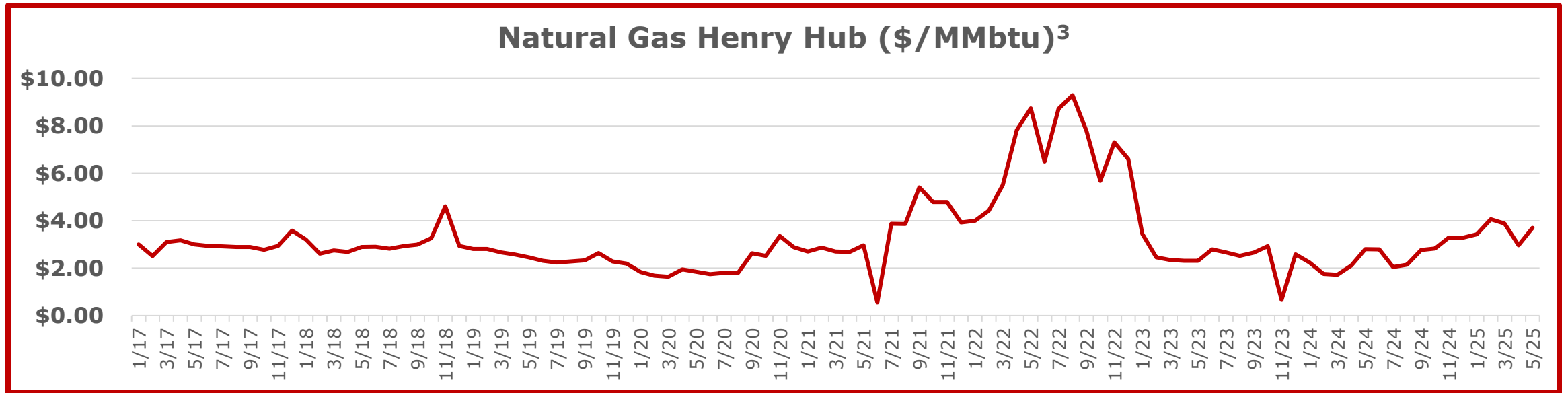
|                     |           |
|---------------------|-----------|
| <b>End of Month</b> | \$ 60.80  |
| <b>MOM % Change</b> | -3.964 %  |
| <b>YOY % Change</b> | -21.294 % |

# Propane



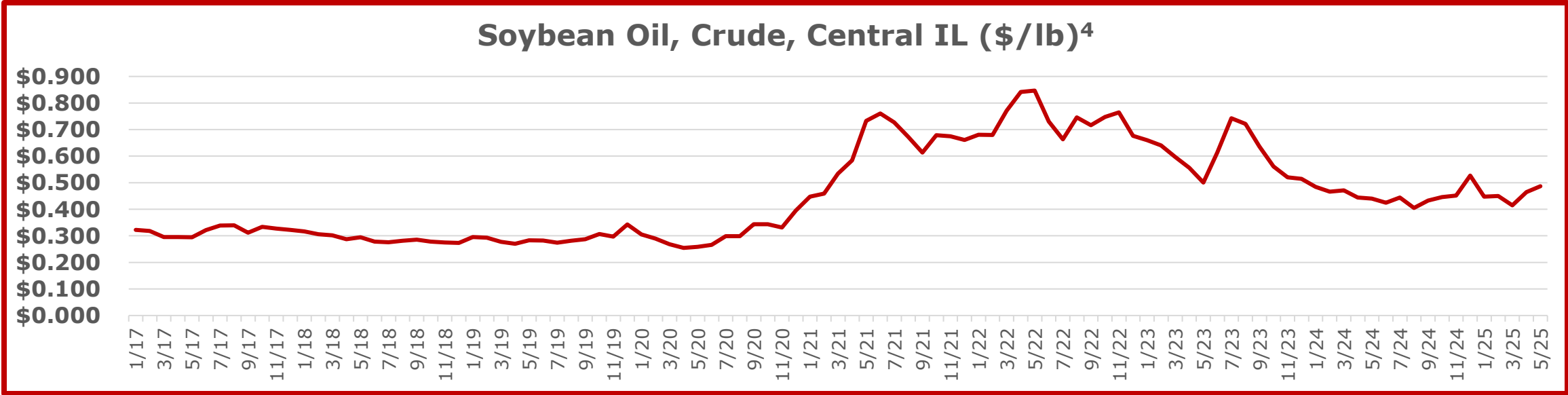
|                     |                 |
|---------------------|-----------------|
| <b>End of Month</b> | <b>\$ 0.774</b> |
| <b>MOM % Change</b> | <b>-8.293 %</b> |
| <b>YOY % Change</b> | <b>11.688 %</b> |

# Natural Gas



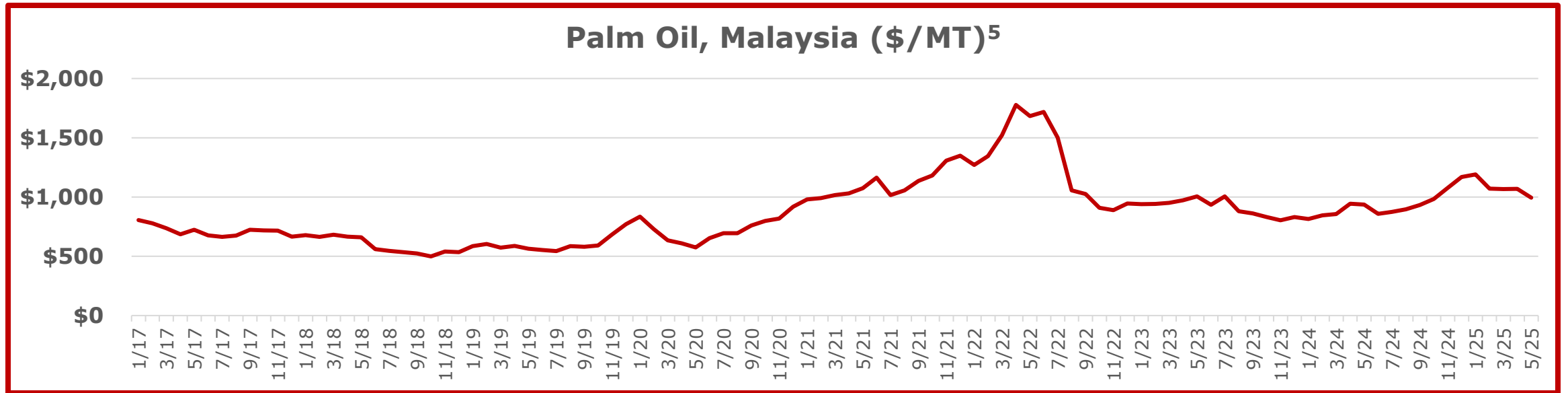
|                     |                 |
|---------------------|-----------------|
| <b>End of Month</b> | <b>\$ 3.701</b> |
| <b>MOM % Change</b> | <b>24.738 %</b> |
| <b>YOY % Change</b> | <b>32.178 %</b> |

# Soybean Oil



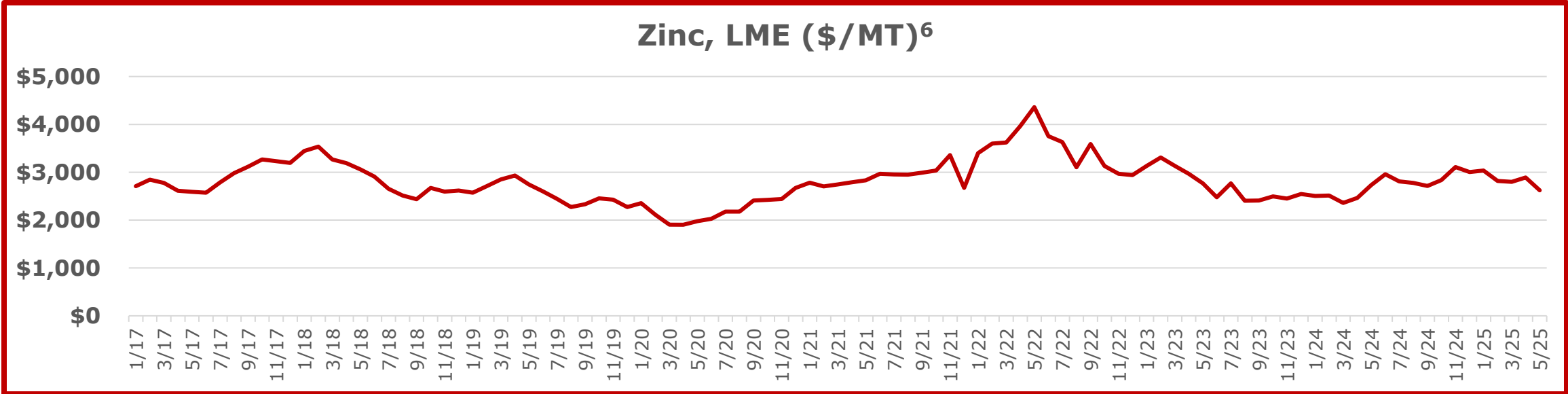
|                     |           |
|---------------------|-----------|
| <b>End of Month</b> | \$ 0.4870 |
| <b>MOM % Change</b> | 4.776 %   |
| <b>YOY % Change</b> | 9.734 %   |

# Palm Oil



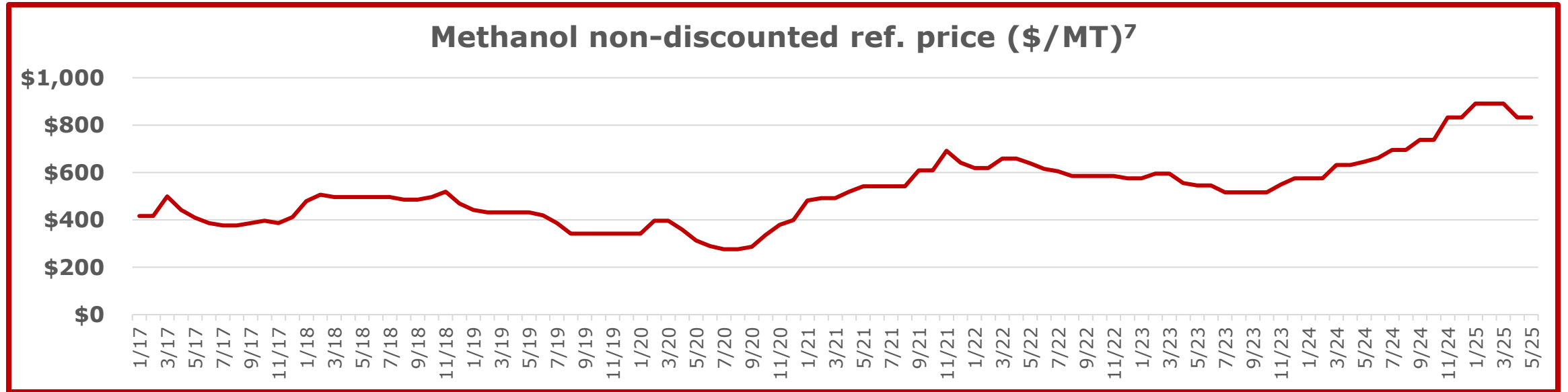
|                     |          |
|---------------------|----------|
| <b>End of Month</b> | \$ 994   |
| <b>MOM % Change</b> | -7.015 % |
| <b>YOY % Change</b> | 6.196 %  |

# Zinc



|                     |          |
|---------------------|----------|
| <b>End of Month</b> | \$ 2,622 |
| <b>MOM % Change</b> | -9.241 % |
| <b>YOY % Change</b> | -4.061 % |

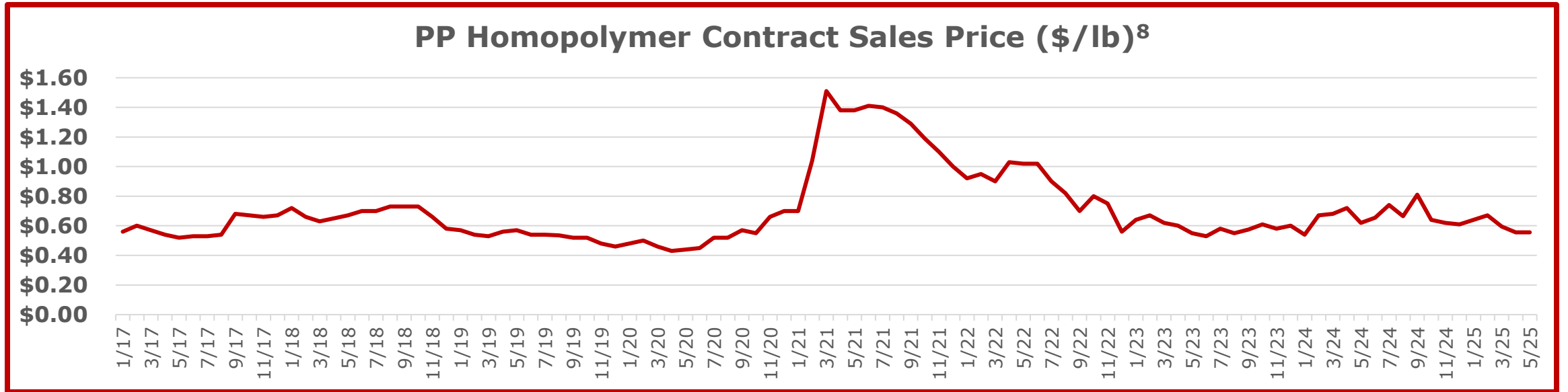
# Methanol



|                     |                 |
|---------------------|-----------------|
| <b>End of Month</b> | <b>\$ 832</b>   |
| <b>MOM % Change</b> | <b>0 %</b>      |
| <b>YOY % Change</b> | <b>28.992 %</b> |

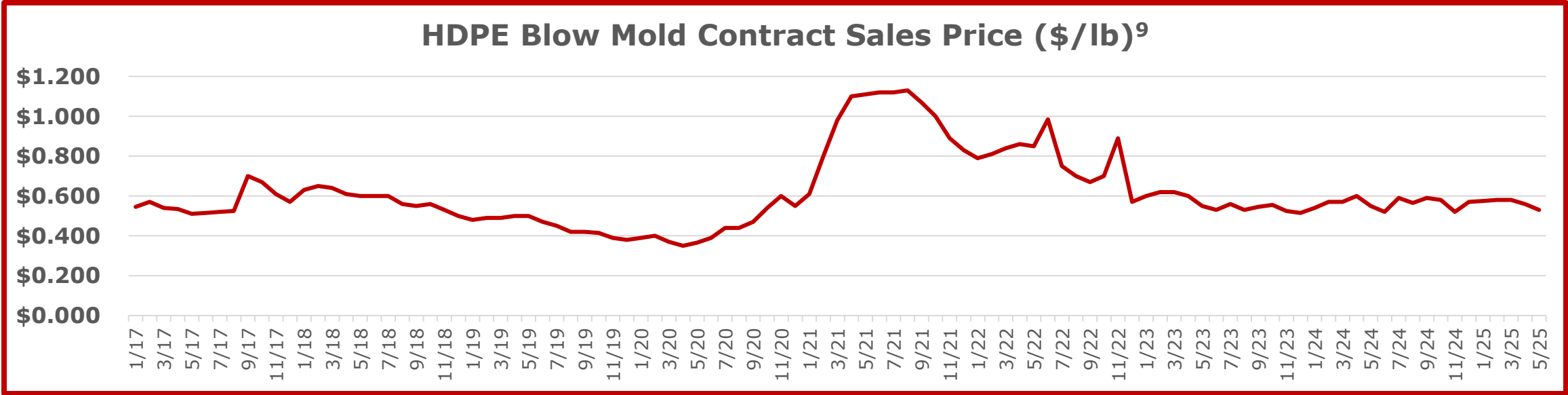


# PP Homopolymer



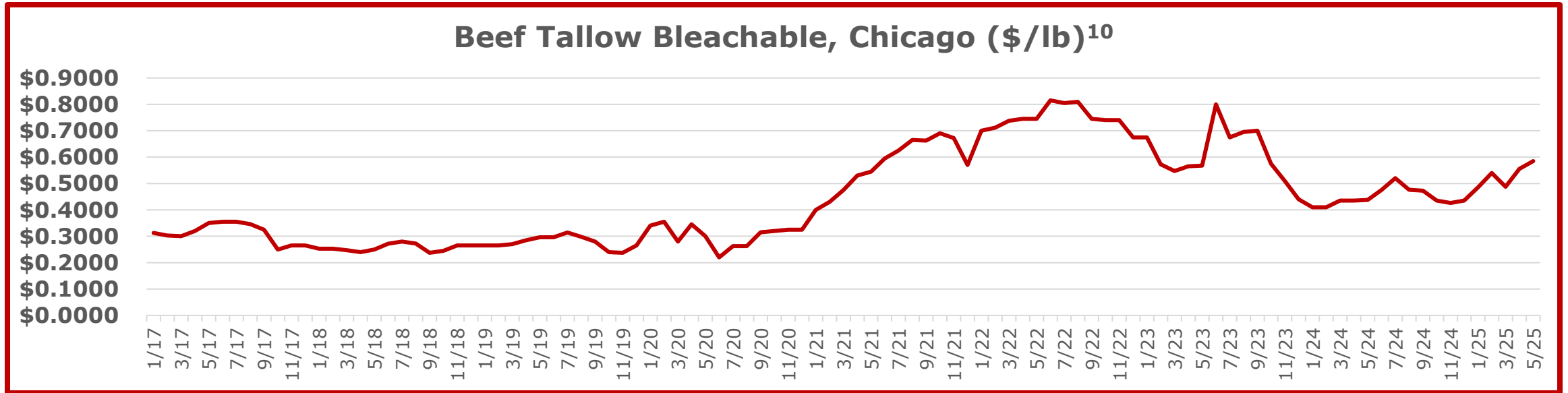
|                     |           |
|---------------------|-----------|
| <b>End of Month</b> | \$ 0.555  |
| <b>MOM % Change</b> | -0.892 %  |
| <b>YOY % Change</b> | -10.483 % |

# HDPE Blow Mold



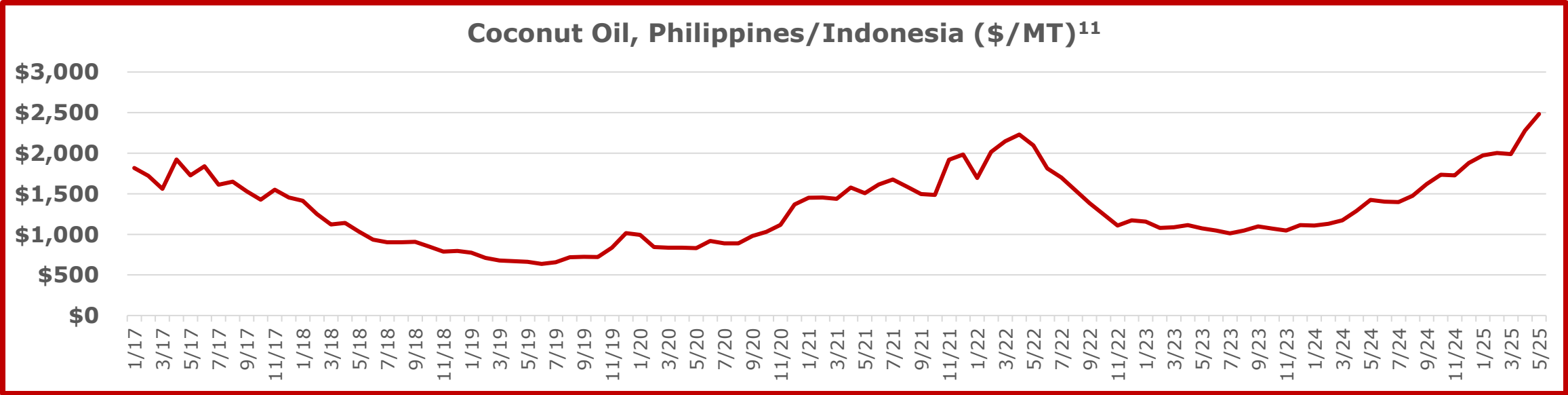
|                     |          |
|---------------------|----------|
| <b>End of Month</b> | \$ 0.53  |
| <b>MOM % Change</b> | -5.357 % |
| <b>YOY % Change</b> | -3.636 % |

# Beef Tallow Bleachable



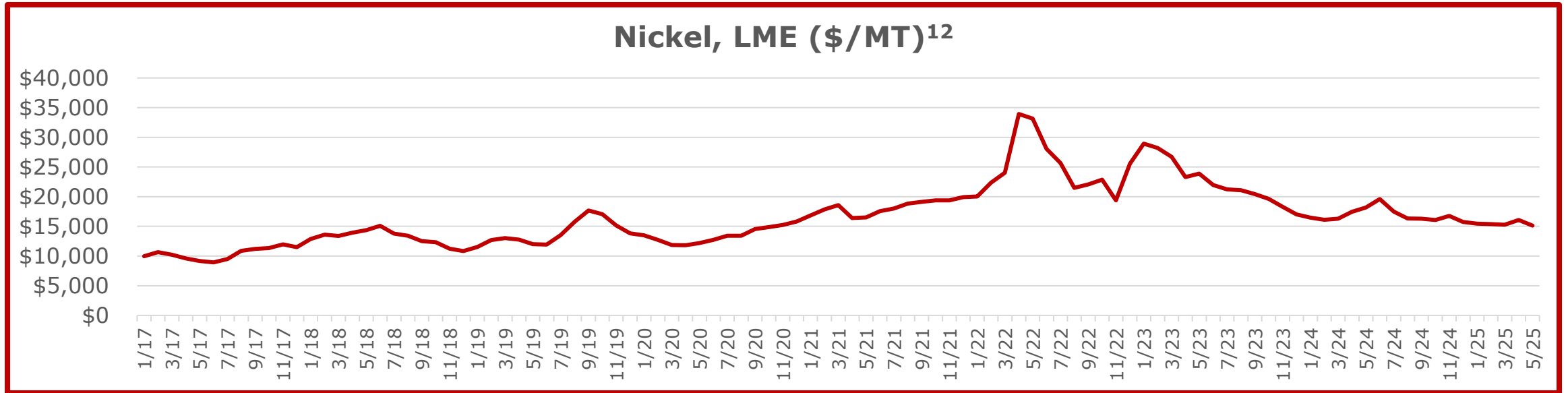
|                     |           |
|---------------------|-----------|
| <b>End of Month</b> | \$ 0.5850 |
| <b>MOM % Change</b> | 5.405 %   |
| <b>YOY % Change</b> | 33.714 %  |

# Coconut Oil



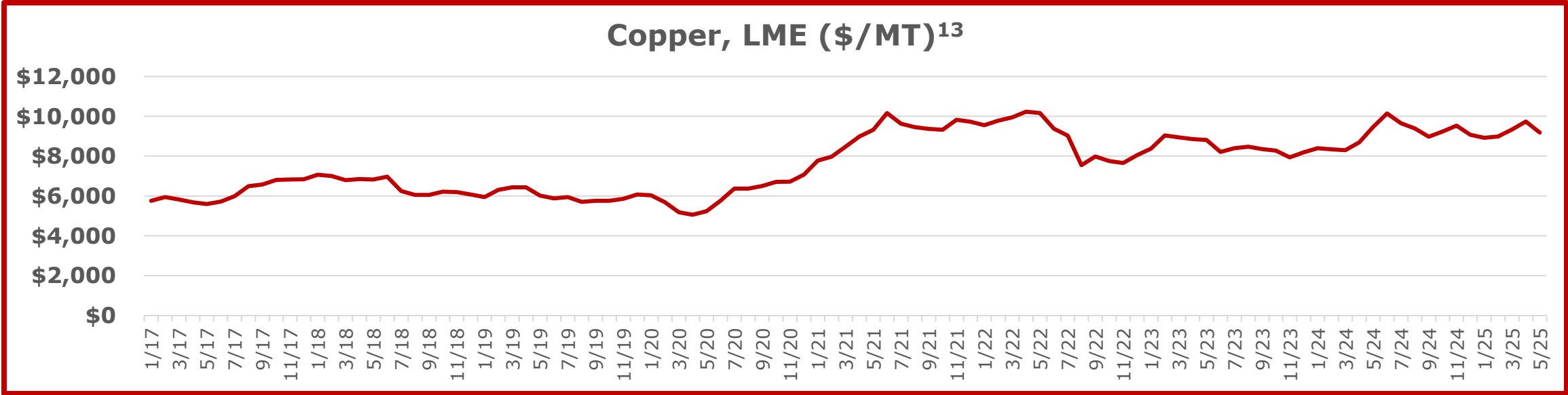
|                     |                 |
|---------------------|-----------------|
| <b>End of Month</b> | <b>\$ 2,483</b> |
| <b>MOM % Change</b> | <b>9.046 %</b>  |
| <b>YOY % Change</b> | <b>74.245 %</b> |

# Nickel



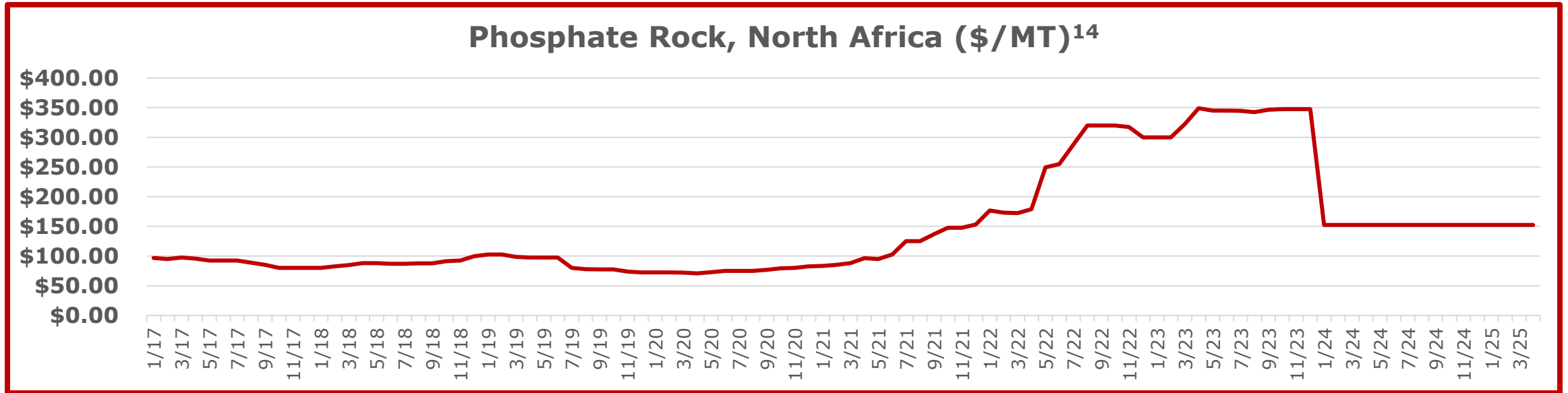
|                     |                  |
|---------------------|------------------|
| <b>End of Month</b> | <b>\$ 15,113</b> |
| <b>MOM % Change</b> | <b>-5.931 %</b>  |
| <b>YOY % Change</b> | <b>-16.796 %</b> |

# Copper



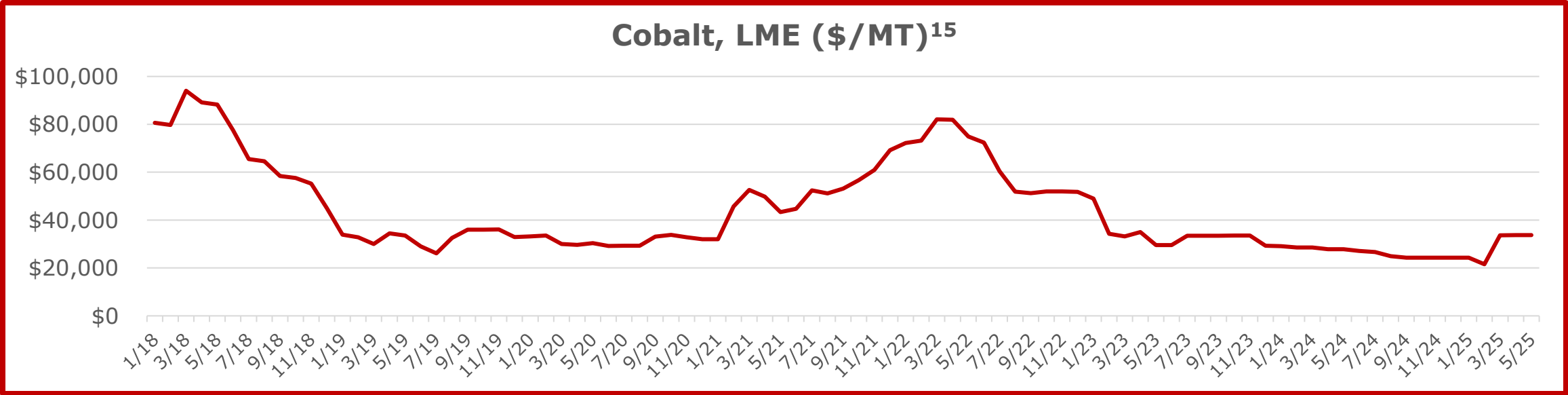
|                     |                 |
|---------------------|-----------------|
| <b>End of Month</b> | <b>\$ 9,177</b> |
| <b>MOM % Change</b> | <b>-5.78 %</b>  |
| <b>YOY % Change</b> | <b>-3.032 %</b> |

# Phosphate Rock



|                     |          |
|---------------------|----------|
| <b>End of Month</b> | \$ 152.5 |
| <b>MOM % Change</b> | 0 %      |
| <b>YOY % Change</b> | 0 %      |

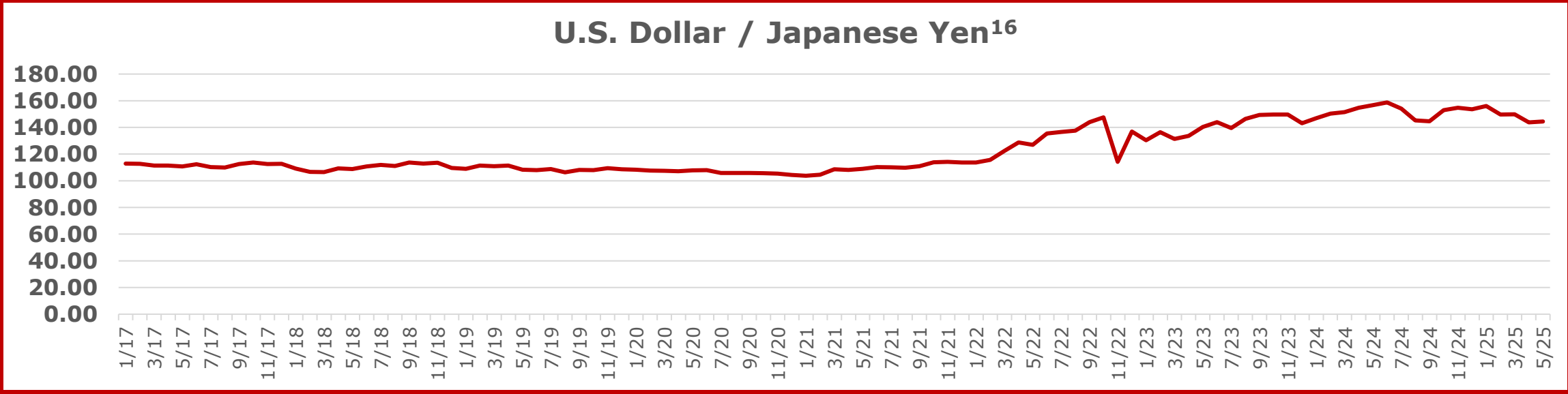
# Cobalt



|                     |           |
|---------------------|-----------|
| <b>End of Month</b> | \$ 33,700 |
| <b>MOM % Change</b> | 0 %       |
| <b>YOY % Change</b> | 21.092 %  |

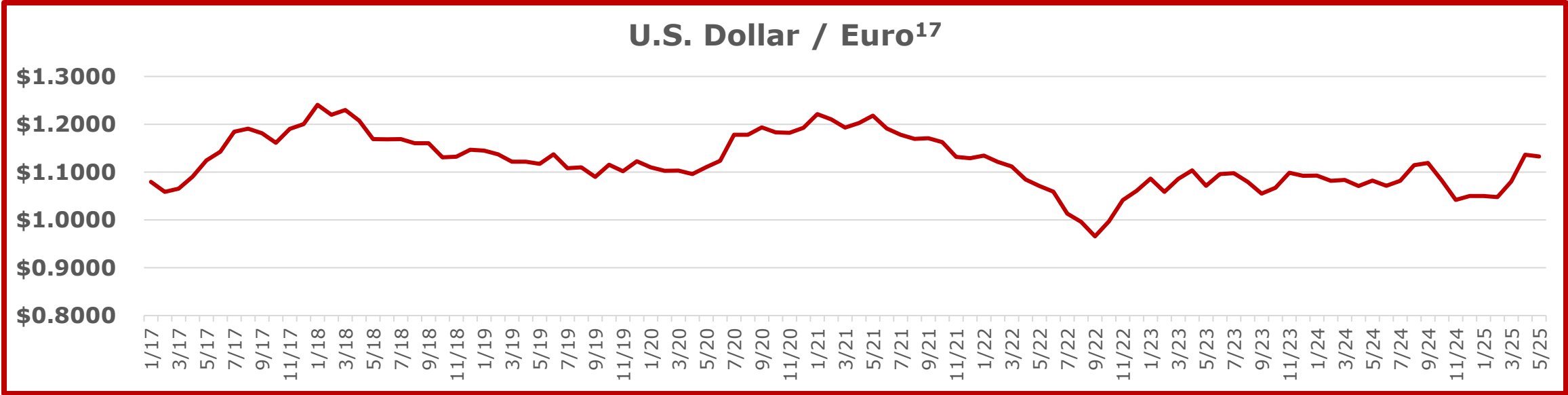


# U.S. Dollar / Japanese Yen



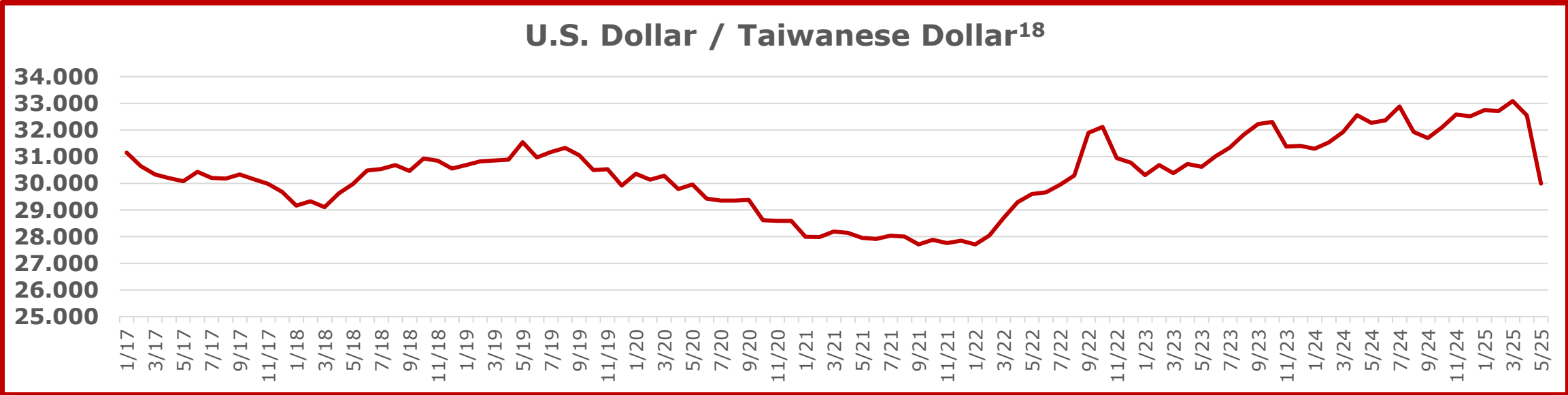
|                     |           |
|---------------------|-----------|
| <b>End of Month</b> | \$ 144.40 |
| <b>MOM % Change</b> | 0.466 %   |
| <b>YOY % Change</b> | -7.867 %  |

# U.S. Dollar / Euro



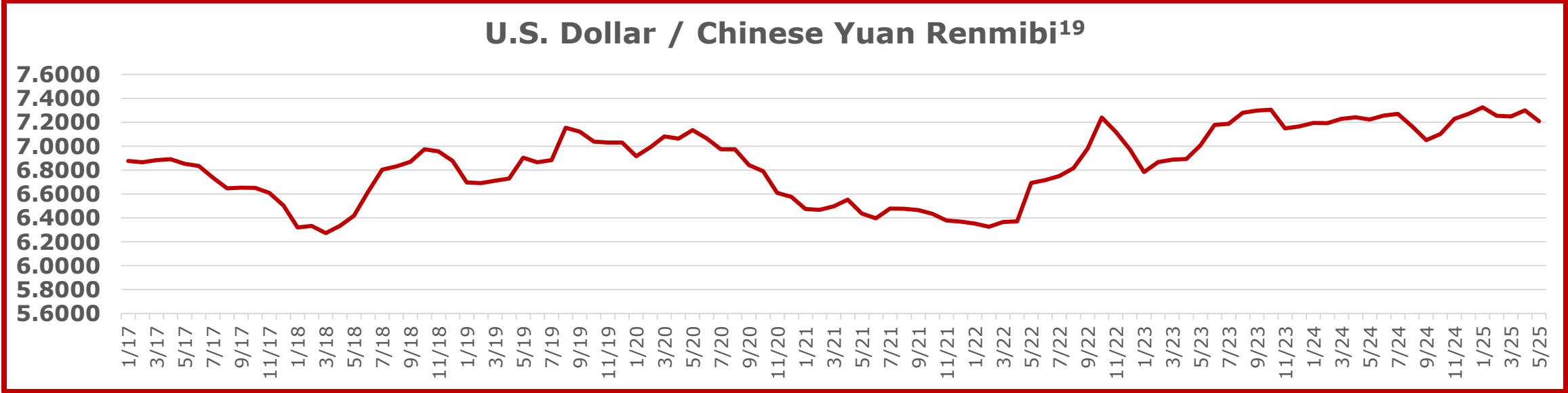
|                     |           |
|---------------------|-----------|
| <b>End of Month</b> | \$ 1.1326 |
| <b>MOM % Change</b> | -0.316 %  |
| <b>YOY % Change</b> | 4.637 %   |

# U.S. Dollar / Taiwanese Dollar



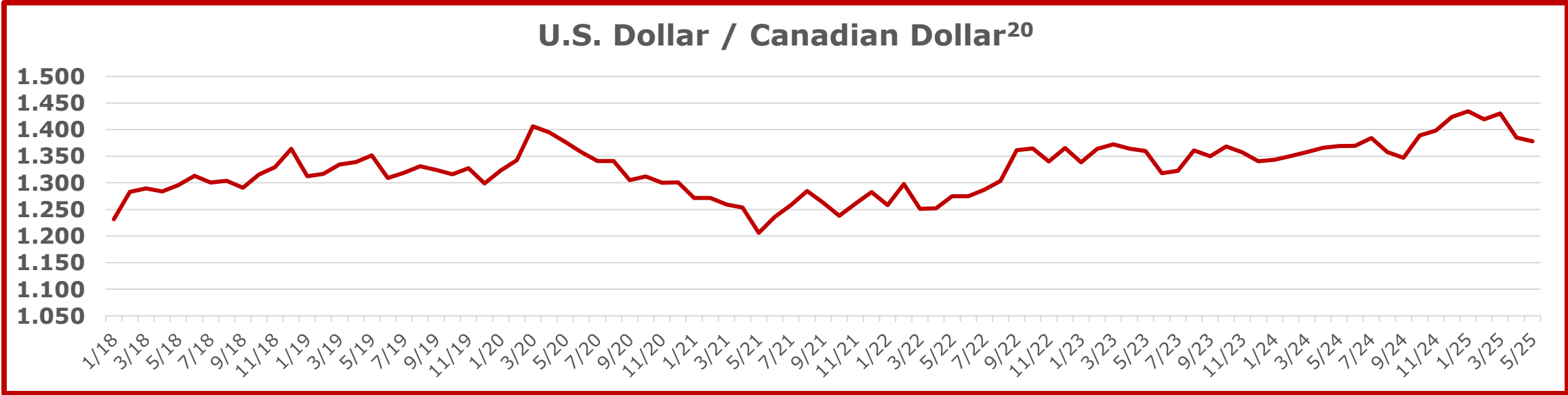
|                     |            |
|---------------------|------------|
| <b>End of Month</b> | \$ 29.9878 |
| <b>MOM % Change</b> | -7.868 %   |
| <b>YOY % Change</b> | -7.077 %   |

# U.S. Dollar / Chinese Yuan Renmibi



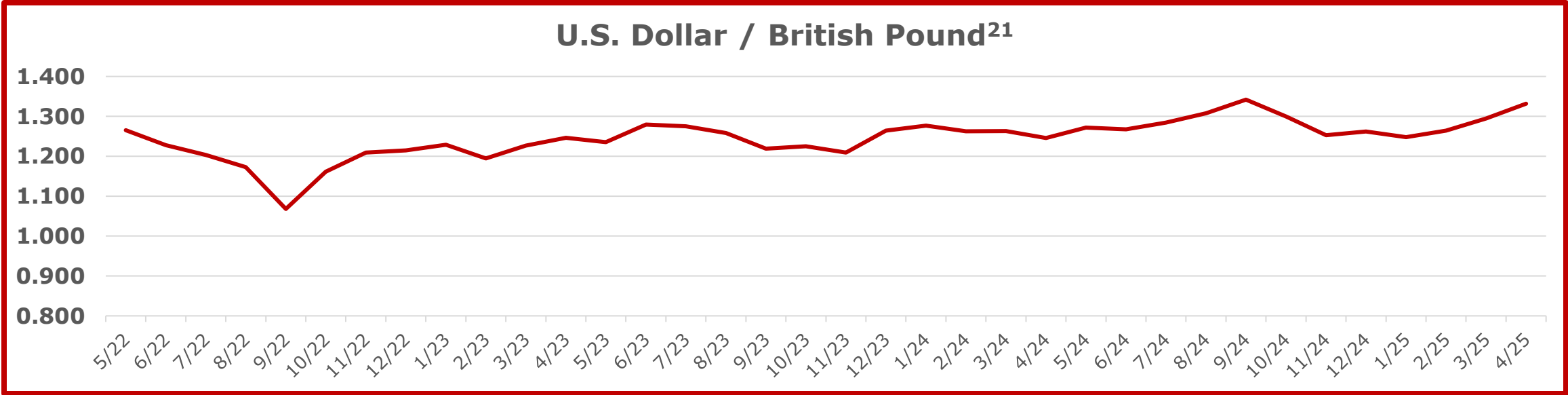
|                     |           |
|---------------------|-----------|
| <b>End of Month</b> | \$ 7.2090 |
| <b>MOM % Change</b> | -1.241 %  |
| <b>YOY % Change</b> | -0.1979 % |

# U.S. Dollar / Canadian Dollar



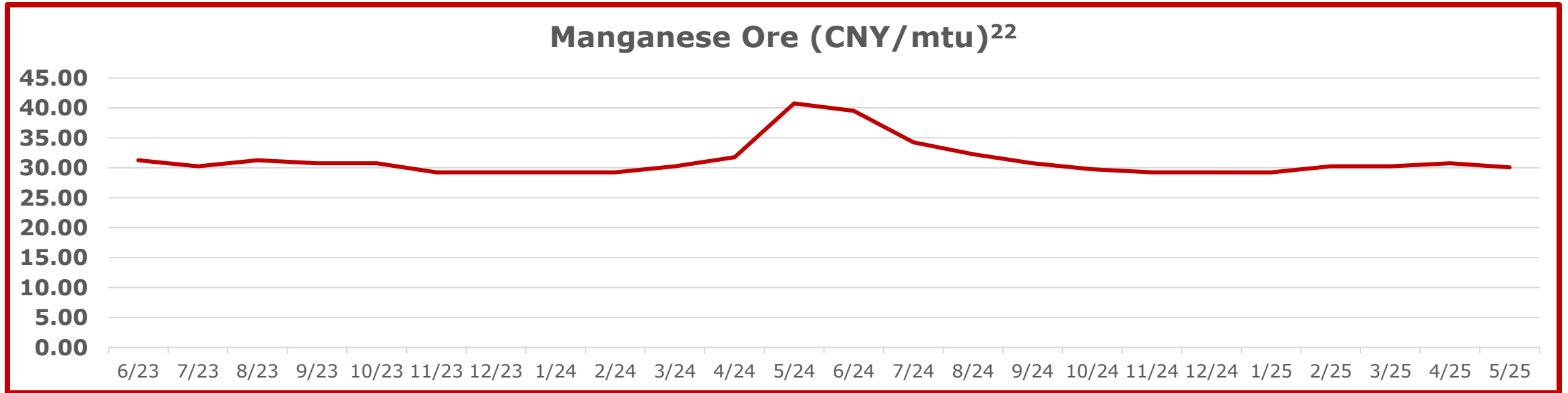
|                     |          |
|---------------------|----------|
| <b>End of Month</b> | \$ 1.378 |
| <b>MOM % Change</b> | -0.519 % |
| <b>YOY % Change</b> | 0.635 %  |

# U.S. Dollar / British Pound



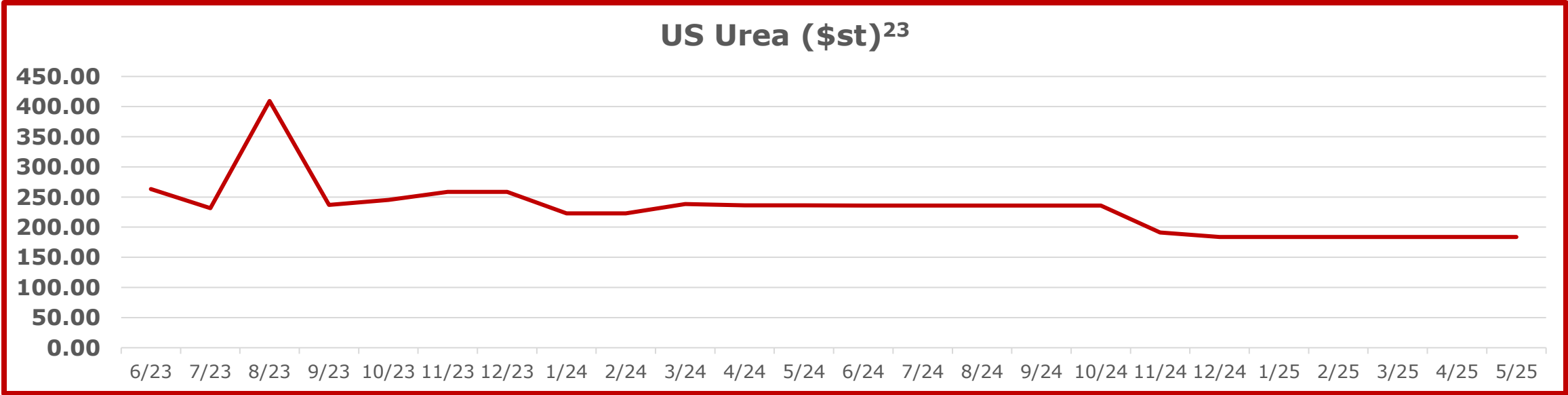
|                     |           |
|---------------------|-----------|
| <b>End of Month</b> | \$ 1.3508 |
| <b>MOM % Change</b> | 1.525 %   |
| <b>YOY % Change</b> | 6.194 %   |

# Manganese Ore



|                     |           |
|---------------------|-----------|
| <b>End of Month</b> | \$ 30.05  |
| <b>MOM % Change</b> | -2.276 %  |
| <b>YOY % Change</b> | -25.153 % |

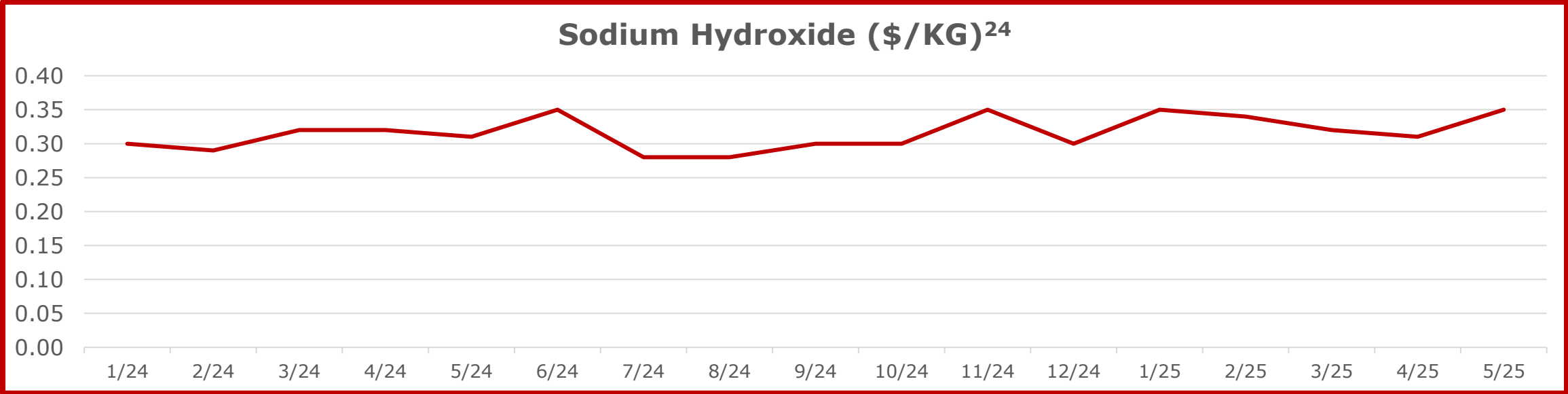
# US Urea



|                     |           |
|---------------------|-----------|
| <b>End of Month</b> | \$ 183.71 |
| <b>MOM % Change</b> | 0 %       |
| <b>YOY % Change</b> | -22.166 % |

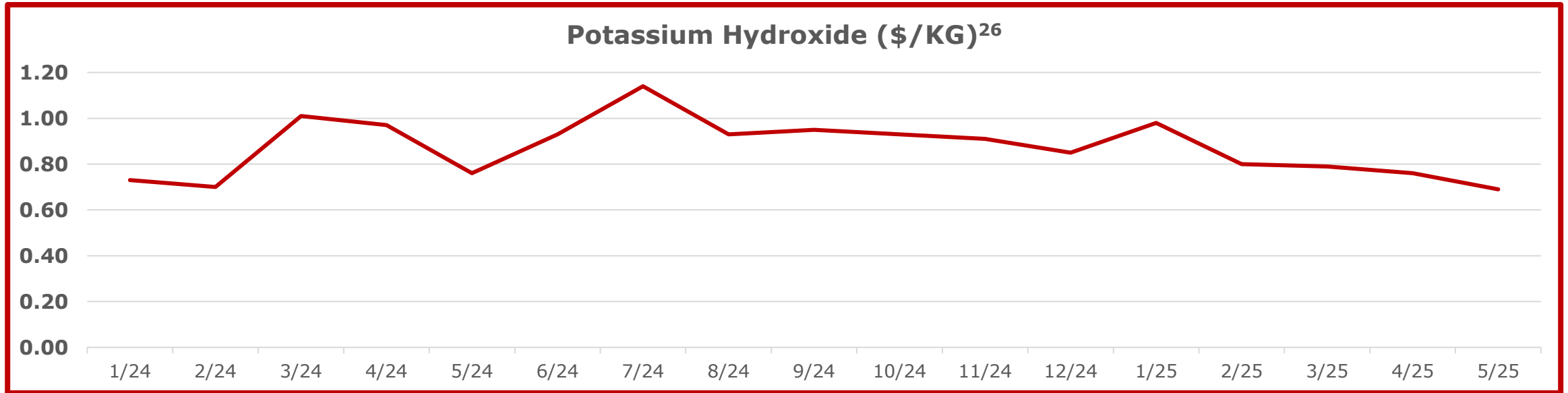


# Sodium Hydroxide



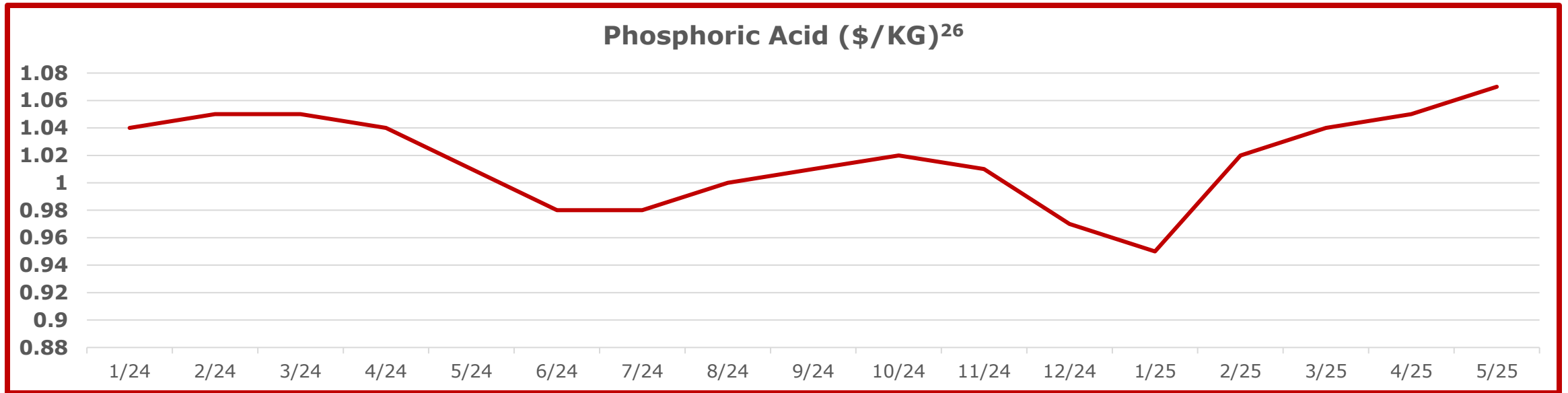
|                     |          |
|---------------------|----------|
| <b>End of Month</b> | \$ 0.35  |
| <b>MOM % Change</b> | 12.903 % |
| <b>YOY % Change</b> | 12.903 % |

# Potassium Hydroxide



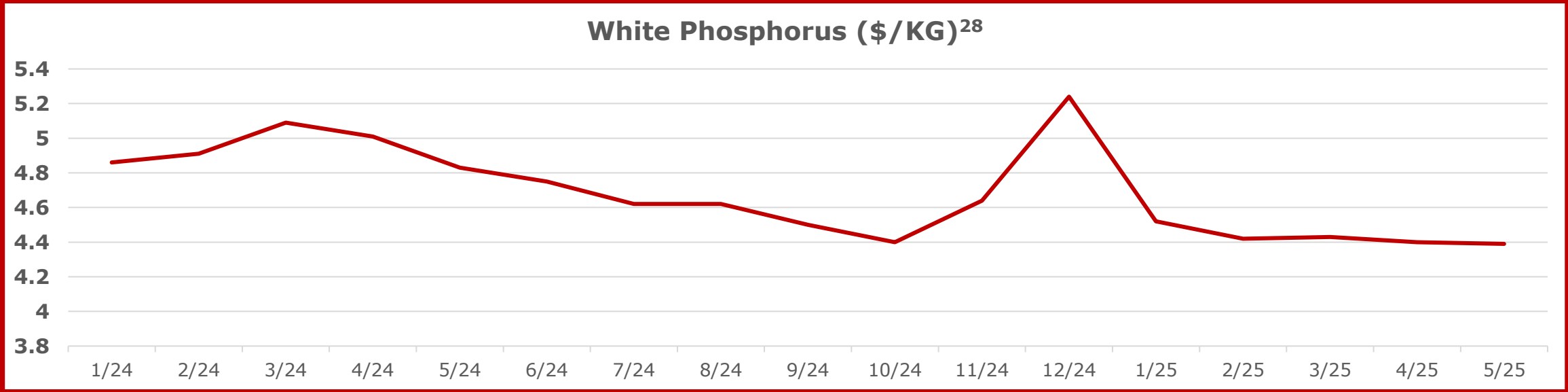
|                     |           |
|---------------------|-----------|
| <b>End of Month</b> | \$ 0.69   |
| <b>MOM % Change</b> | -11.666 % |
| <b>YOY % Change</b> | -28.865 % |

# Phosphoric Acid



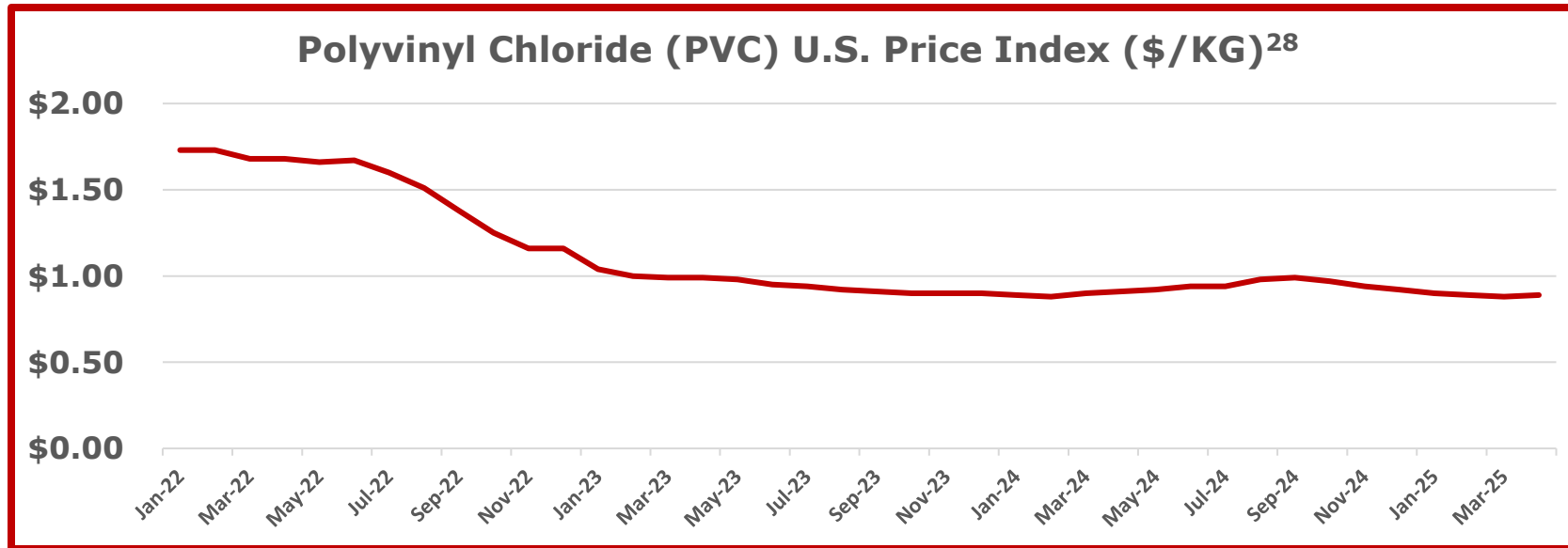
|                     |         |
|---------------------|---------|
| <b>End of Month</b> | \$ 1.07 |
| <b>MOM % Change</b> | 1.904 % |
| <b>YOY % Change</b> | 5.94 %  |

# White Phosphorus



|                     |          |
|---------------------|----------|
| <b>End of Month</b> | \$ 4.39  |
| <b>MOM % Change</b> | -0.227 % |
| <b>YOY % Change</b> | -9.67 %  |

# Polyvinyl Chloride (PVC)



|                     |          |
|---------------------|----------|
| <b>End of Month</b> | \$ 0.89  |
| <b>MOM % Change</b> | 1.136 %  |
| <b>YOY % Change</b> | -2.197 % |